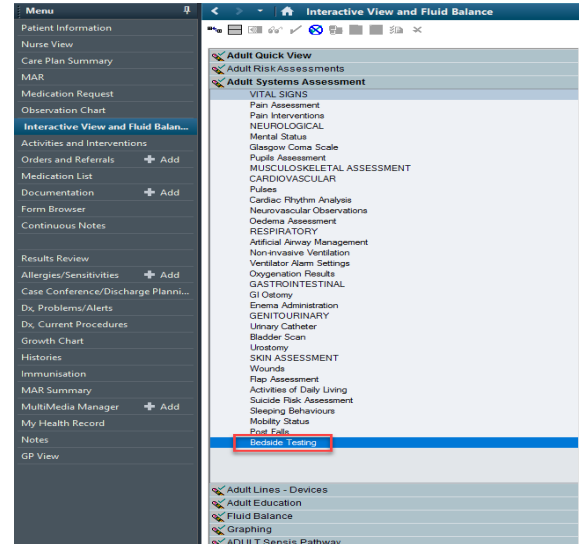





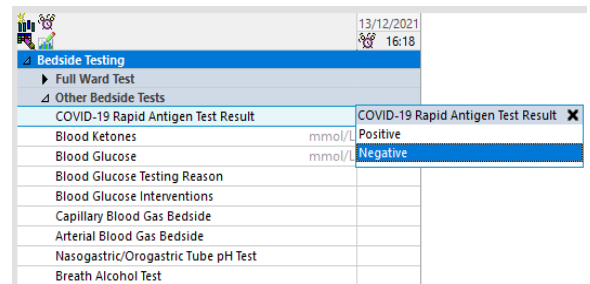
EMR Quick Reference Guide

COVID-19 - DOCUMENTING A RAPID ANTIGEN TEST RESULT IN INTERACTIVE VIEW

1. In Interactive View, navigate to Adult Systems Assessment and select Bedside Testing.



2. Under Other Bedside Tests, select Positive or Negative result for COVID-19 Rapid Antigen Test result and click  to Sign.



3. Results also appears in Result Review under Point of Care Testing.

