

# 1

TRANSIT ROUTE

Footscray Hospital



Western Health

## Emergency Department to ICU / ICU Expansion Unit / Theatre / CATH Lab

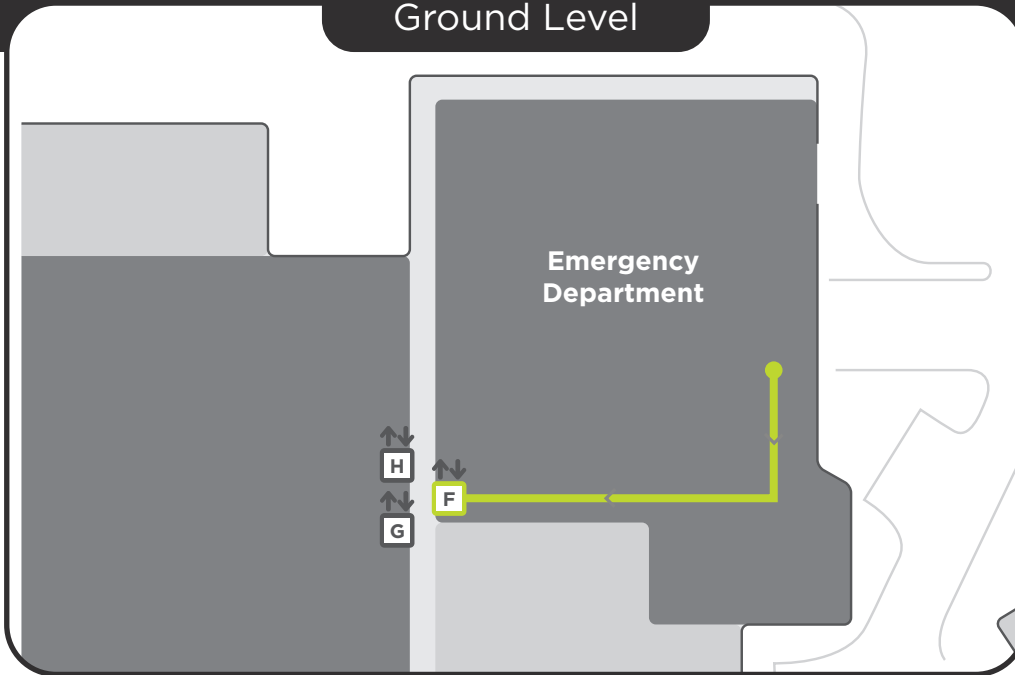


Lifts

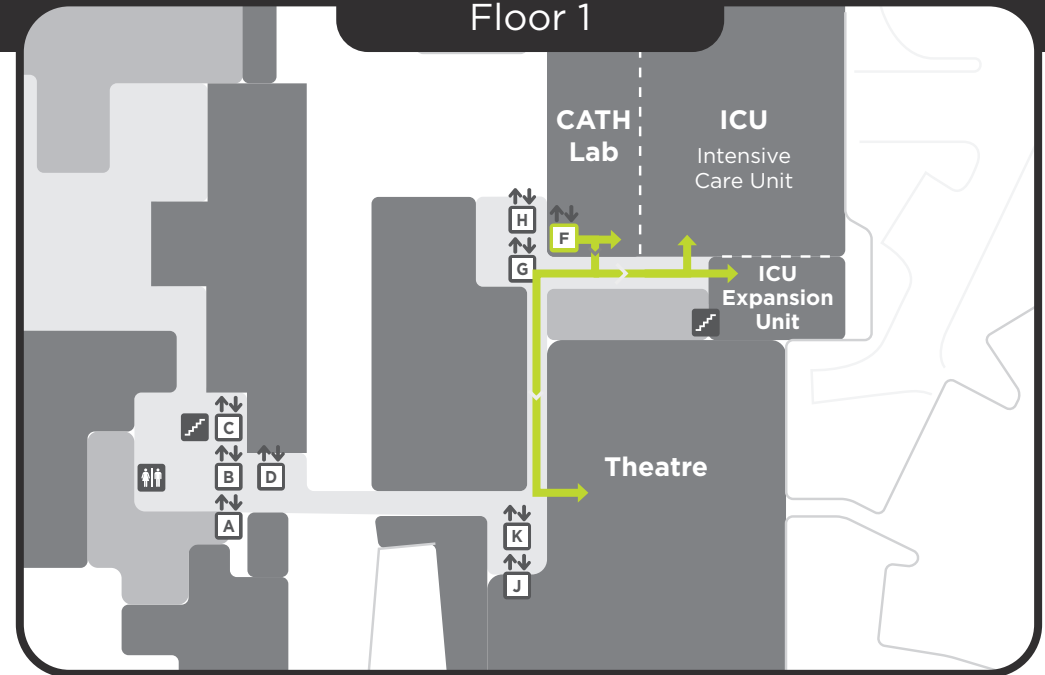


Stairs

Ground Level



Floor 1



1. Beginning from **Ground Level Emergency**, proceed down service corridor to **Lift F**.

2. Exit **Lift F** on **Floor 1** directly into CATH Lab / ICU / ICU Expansion Unit lobby.

3. For **Theatre**, proceed down corridor.

# 2

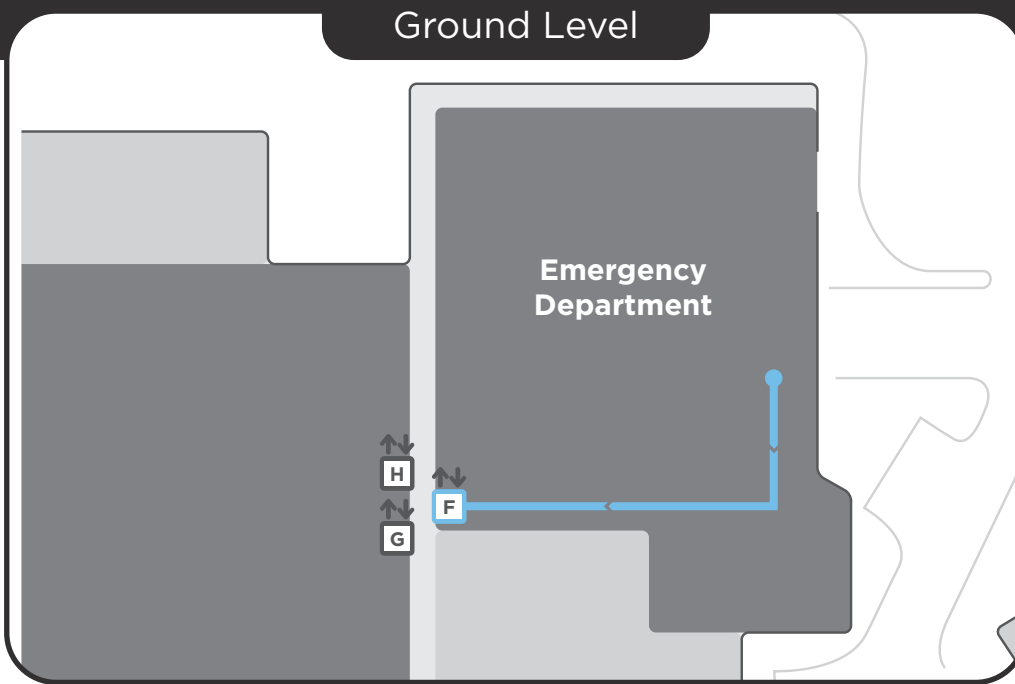
## TRANSIT ROUTE

Footscray Hospital

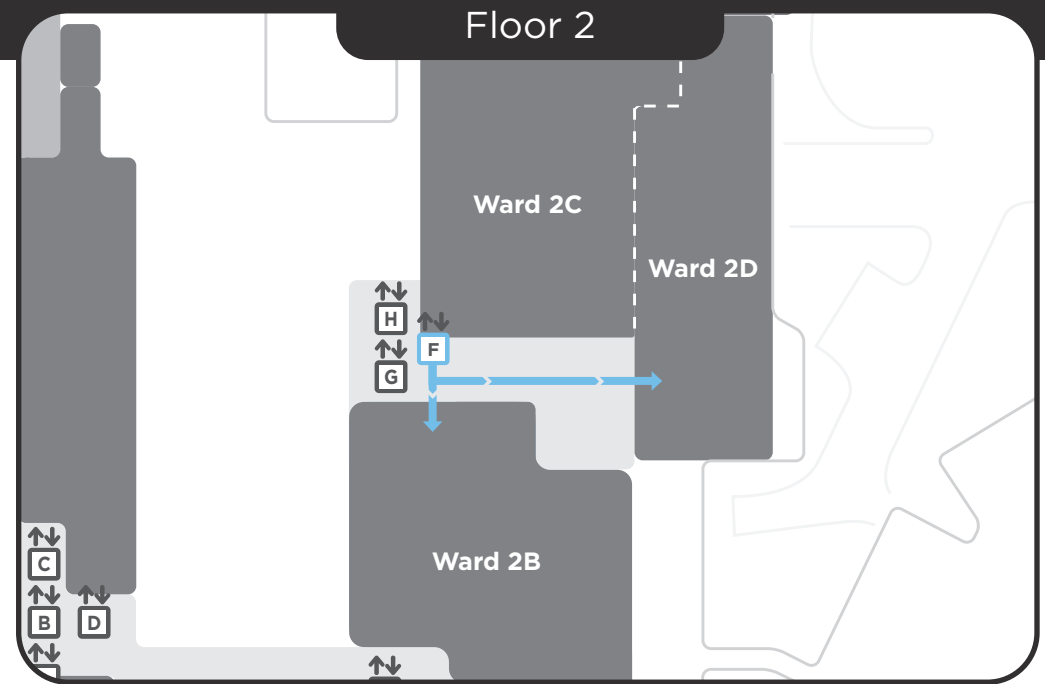


Western Health

### Emergency Department to **Wards 2B, 2C & 2D**



1. Beginning from **Ground Level Emergency**, proceed down service corridor to **Lift F**.



2. Exit **Lift F** on **Floor 2**, proceed to **Wards 2B, 2C, 2D** North Block.

# 3

## TRANSIT ROUTE

## Footscray Hospital



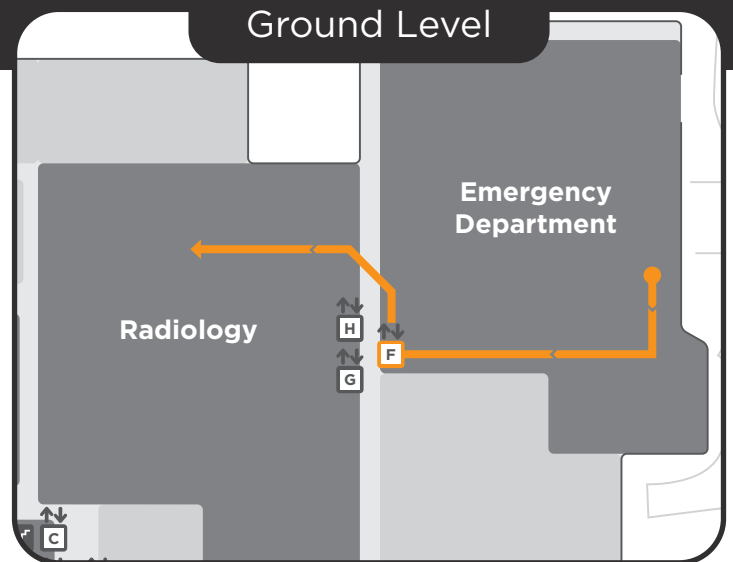
Western Health

### Areas of care to Radiology



Lifts

Stairs



#### FROM ED

1. Beginning from **Ground Level Emergency**, proceed down corridor to **Radiology**.

#### FROM THEATRE/ICU/ICU EXPANSION UNIT & CATH LAB

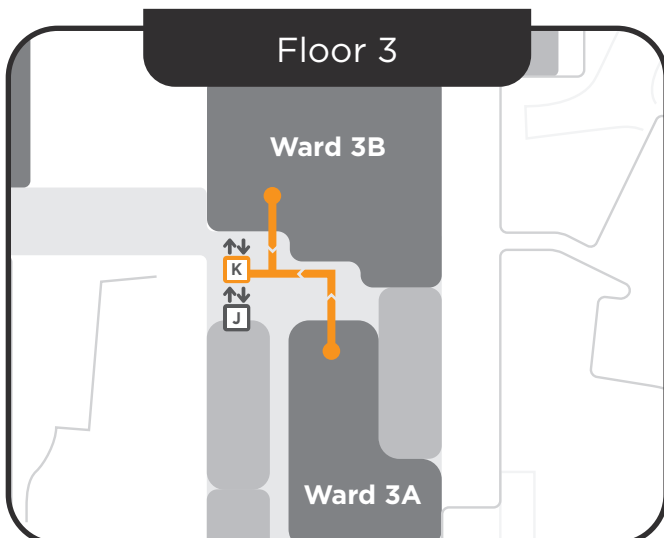
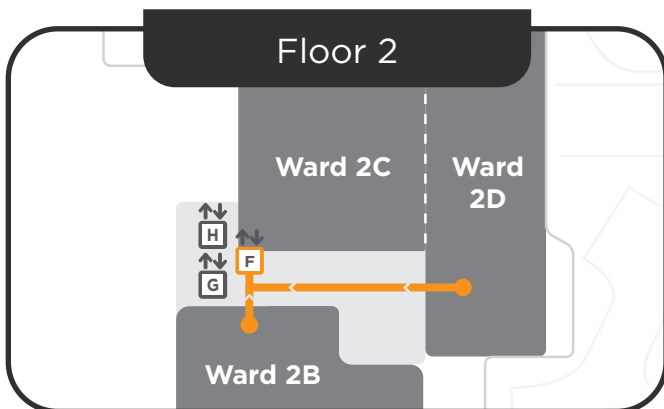
1. Beginning on **Floor 1**, proceed to **Lift F** and travel to **Ground Level**.
2. Exit **Lift F** on **Ground Level**, proceed to **Radiology**.

#### FROM WARDS 2B, 2C, 2D

1. Beginning on **Floor 2**, proceed to **Lift F** and travel to **Ground Level**.
2. Exit **Lift F** on **Ground Level**, proceed to **Radiology**.

#### FROM WARD 3A/3B

1. Beginning on **Floor 3**, proceed to **Lift K** and travel to **Ground Level**.
2. Exit **Lift K** on **Ground Level**, proceed to **Radiology**.



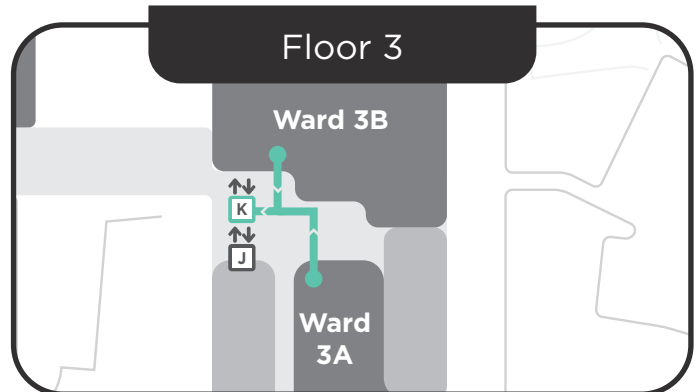
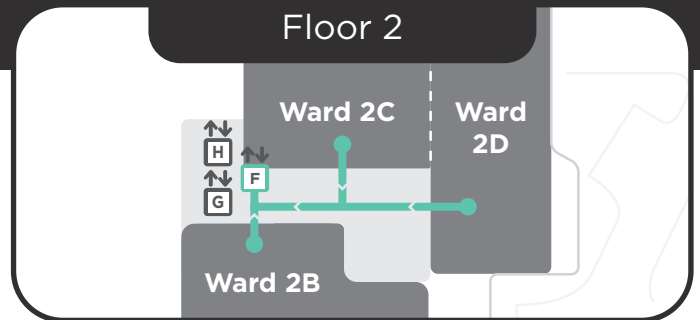
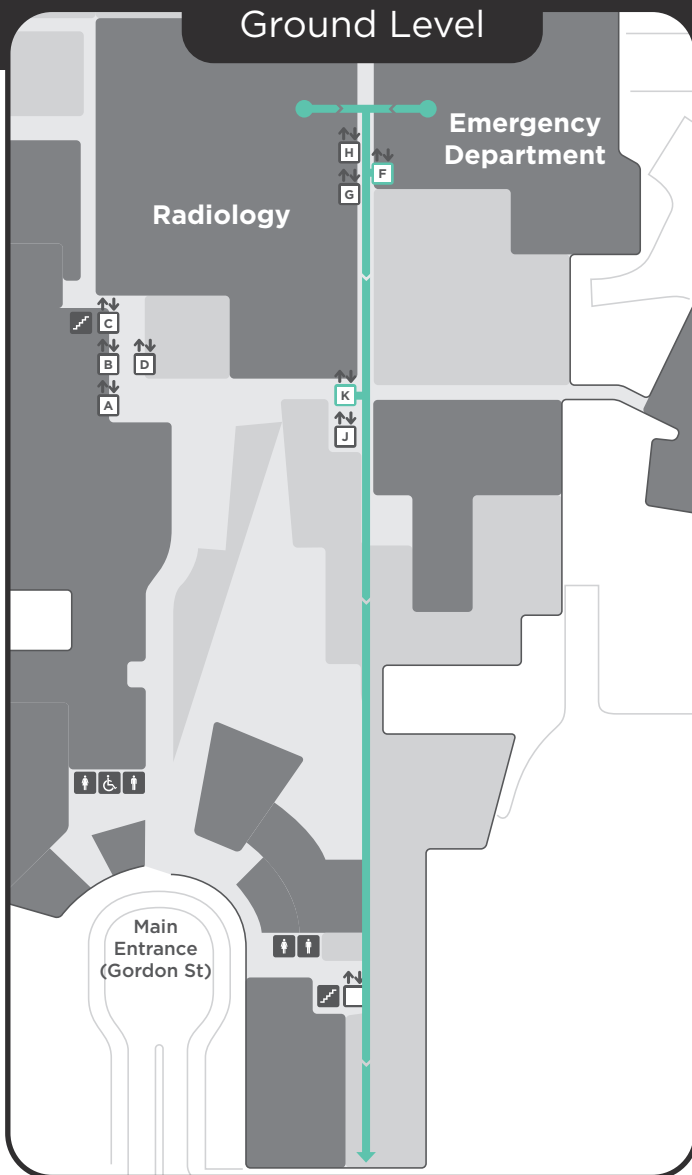
# Areas of care to Mortuary



Lifts



Stairs



## FROM ED & RADIOLOGY

1. Beginning from **Ground Level**, proceed down corridor to **Mortuary**.

## FROM ICU / ICU EXPANSION UNIT

1. Beginning on **Floor 1**, proceed to **Lift F** and travel to **Ground Level**. Exit **Lift F** on **Ground Level**, proceed to **Mortuary**.

## FROM THEATRE

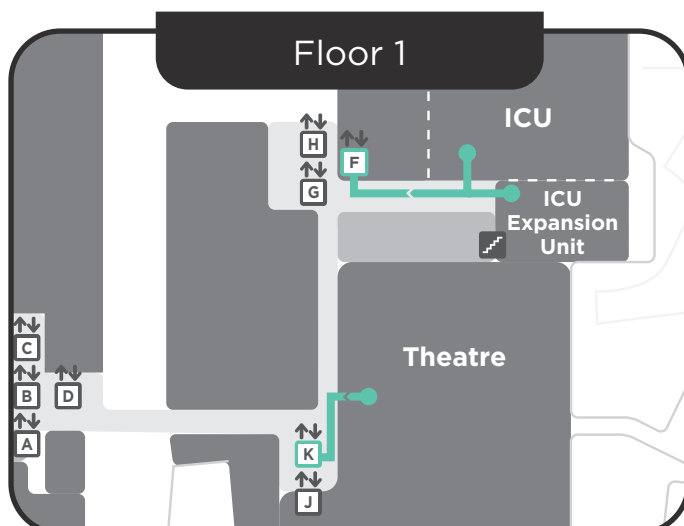
1. Beginning on **Floor 1**, proceed to **Lift K** and travel to **Ground Level**. Exit **Lift K** on **Ground Level**, proceed to **Mortuary**.

## FROM WARDS 2B, 2C & 2D

1. Beginning on **Floor 2**, proceed to **Lift F** and travel to **Ground Level**. Exit **Lift F** on **Ground Level**, proceed to **Mortuary**.

## FROM WARD 3B & WARD 3A

1. Beginning on **Floor 3**, proceed to **Lift K** and travel to **Ground Level**. Exit **Lift K** on **Ground Level**, proceed to **Mortuary**.

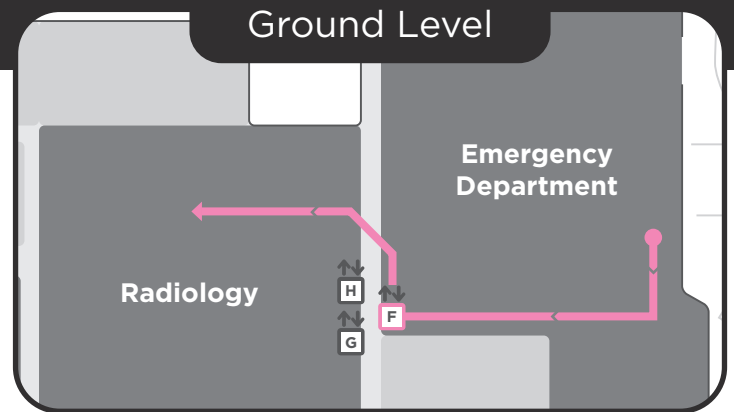
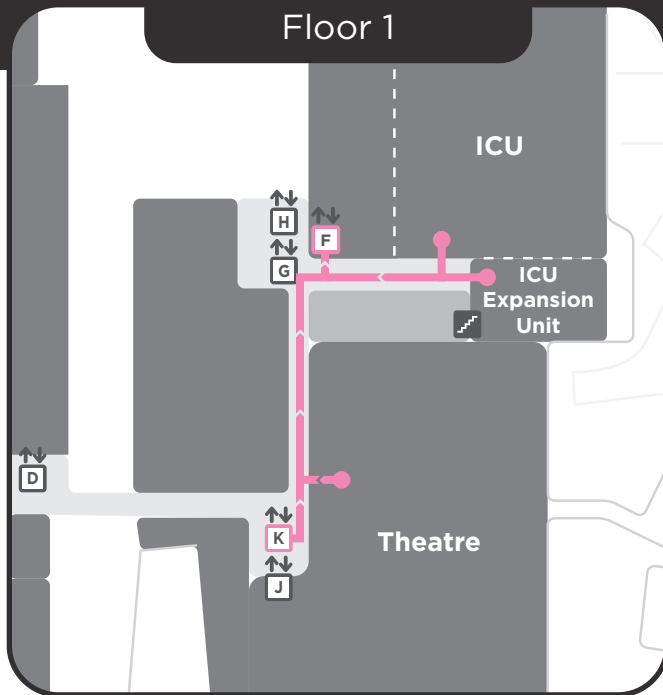


# Areas of care to COVID Patient Ambulance Transfer Loading Pad



Lifts

Stairs



## FROM ED

1. Beginning from **Ground Level Emergency**, proceed down corridor to **Radiology**.
2. Enter into **MRI Department** and use glass **Emergency Exit Door** on right to access **Ambulance Loading Pad**.

## FROM THEATRE/ICU/ICU EXPANSION UNIT

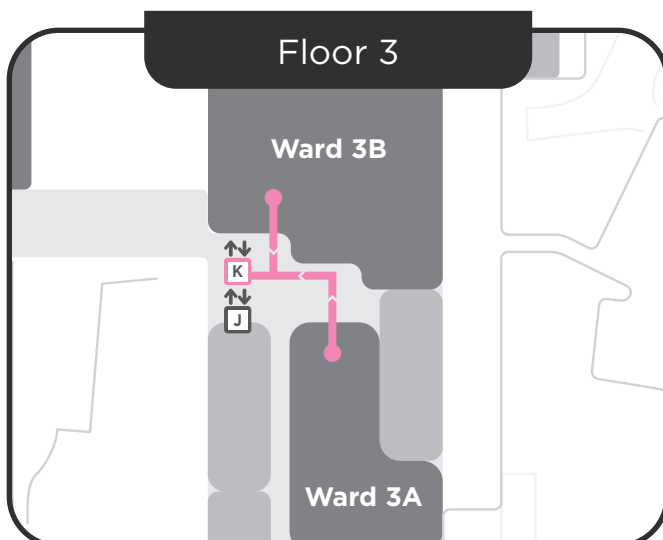
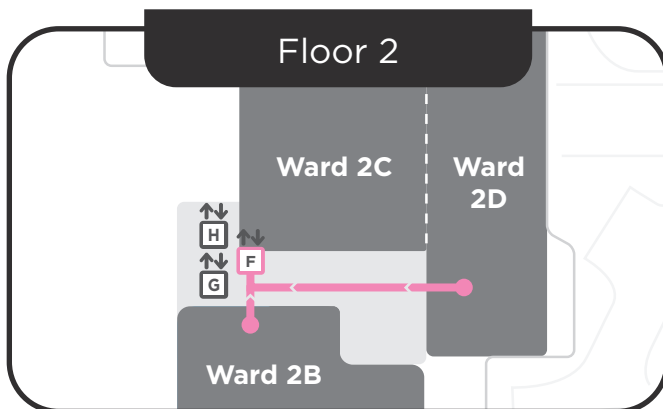
1. Beginning on **Floor 1**, proceed to **Lift F** and travel to **Ground Level**.
2. Enter into **MRI Department** and use glass **Emergency Exit Door** on right to access **Ambulance Loading Pad**.

## FROM WARDS 2B, 2C, 2D

1. Beginning on **Floor 2**, proceed to **Lift F** and travel to **Ground Level**.
2. Enter into **MRI Department** and use glass **Emergency Exit Door** on right to access **Ambulance Loading Pad**.

## FROM WARD 3A/3B

1. Beginning on **Floor 3**, proceed to **Lift K** and travel to **Ground Level**.
2. Enter into **MRI Department** and use glass **Emergency Exit Door** on right to access **Ambulance Loading Pad**.



# 6

## TRANSIT ROUTE

### Footscray Hospital



Western Health



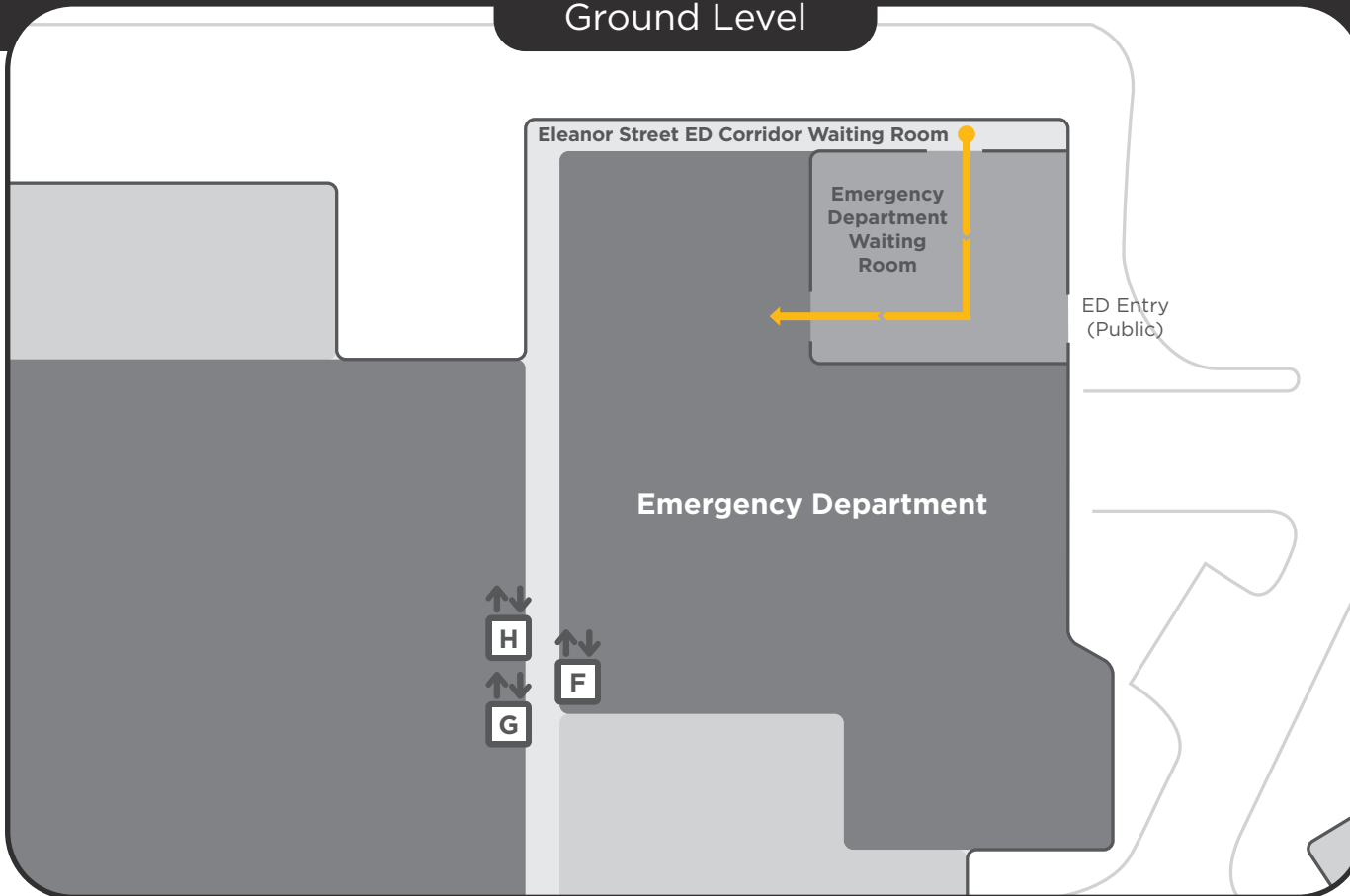
Lifts



Stairs

## Eleanor Street ED Corridor Waiting Room to the **Emergency Department**

Ground Level



1. Beginning from **Eleanor Street ED Corridor Waiting Room**, travel through the **Public Waiting Room** and enter **Emergency Department** through the double doors.

# 7

## TRANSIT ROUTE

## Footscray Hospital



Western Health

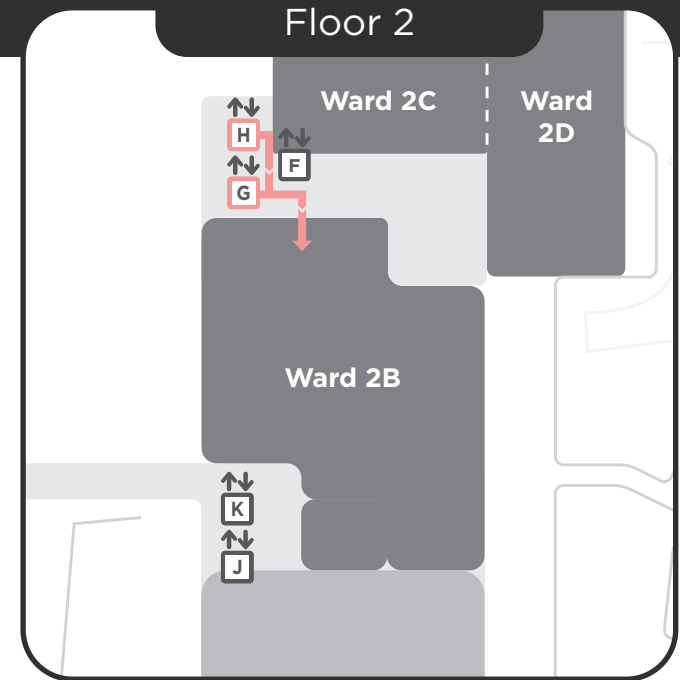
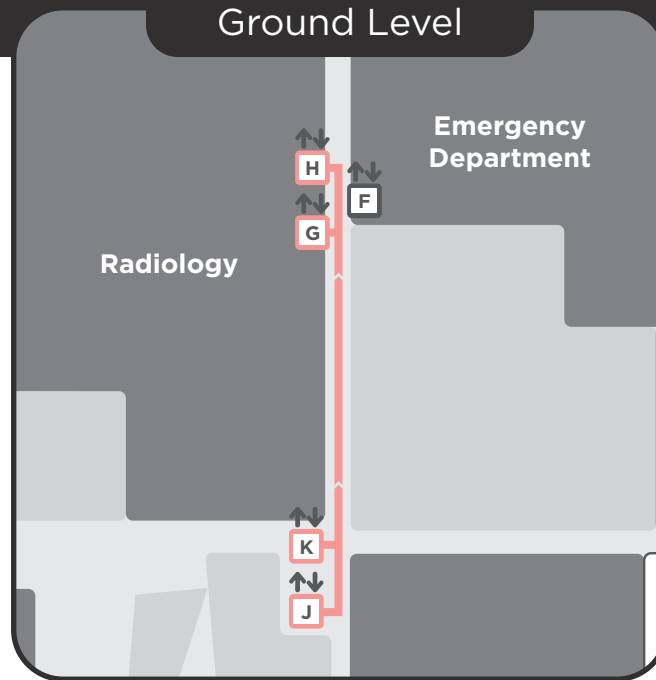
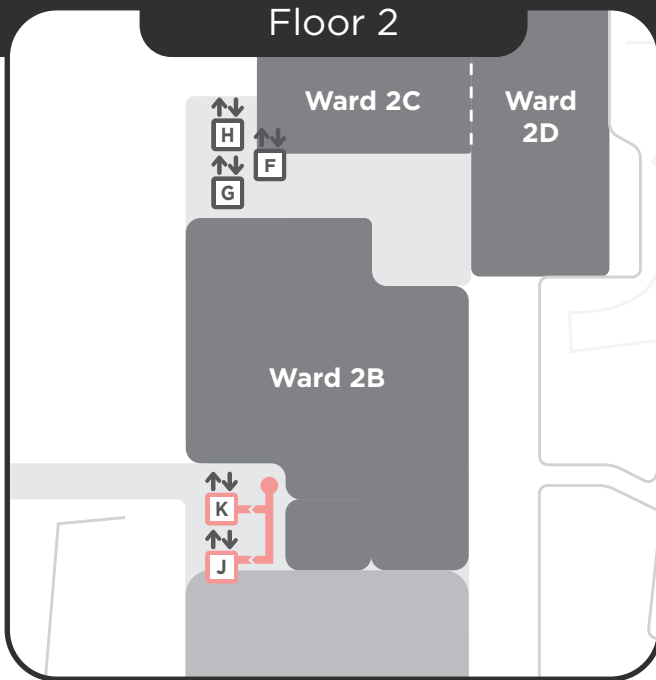


Lifts



Stairs

## Floor 2 to **Ward 2B**



**1.** Beginning from **Floor 2**, proceed to **Lift J or K** and travel to **Ground Level**.

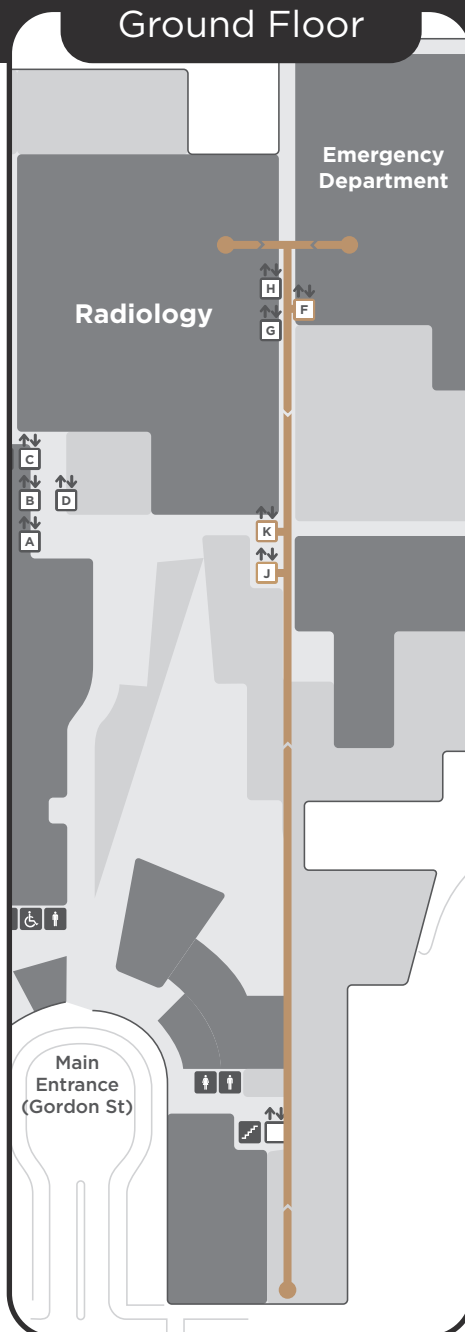
**2.** Exit **Lift J or K** on **Ground Level**, proceed along corridor to **Lift G or H** and travel to **Floor 2**.

**3.** Exit **Lift G or H** on **Floor 2** and proceed to **Ward 2B**.



# Cardiac Care Unit (CCU)

## Ground Floor



### ED TO CCU

1. Beginning from **Ground Floor, Emergency** proceed into corridor to **Lifts K or J**.
2. Exit **Lift K or J** on **Floor 2** proceed to **CCU**.

### RADIOLOGY TO CCU

1. Beginning from **Ground Floor, Radiology** proceed into corridor to **Lifts K or J**.
2. Exit **Lift K or J** on **Floor 2** proceed to **CCU**.

### ICU/ICU EXPANSION/ CATH LAB TO CCU

1. Beginning from **Floor 1, ICU/ ICU Expansion/CATH Lab** proceed into corridor to **Lifts K or J**.
2. Exit **Lift K or J** on **Floor 2** proceed to **CCU**.

### WARDS 2B/2C/2D TO CCU

1. Beginning from **Floor 2,** proceed into corridor to **Lift F**.
2. Exit **Lift F** on **Ground Floor,** proceed to **Lifts K or J** and travel to **Floor 2**.
3. Exit **Lift J or K** on **Floor 2** proceed to **CCU**.

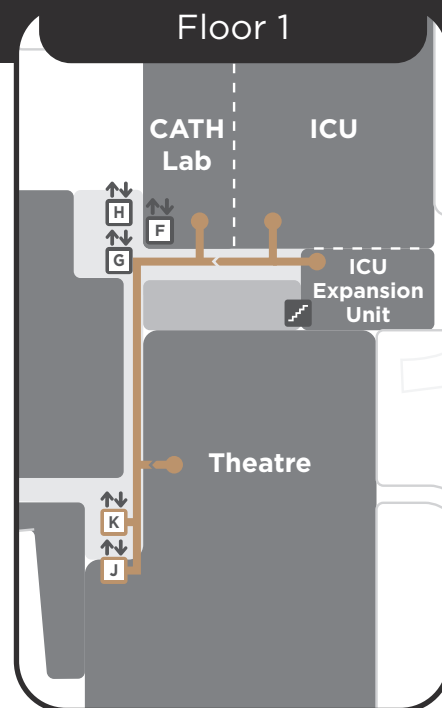
### MORTUARY TO CCU

1. Beginning from **Ground Floor, Mortuary** proceed into corridor to **Lifts K or J**.
2. Exit **Lift K or J** on **Floor 2** proceed to **CCU**.

### AMBULANCE TRANSFER LOADING PAD TO CCU

1. Beginning from **Ground Floor, Ambulance Transfer Loading Pad** proceed into corridor to **Lifts K or J**.
2. Exit **Lift K or J** on **Floor 2** proceed to **CCU**.

## Floor 1



## Floor 2

