

Bookmark your personalised form link to an iPhone

The WH Staff Symptom Attestation and Break Room Attendance Log online forms are designed to remember some of the details that you have entered. This will save you time when completing these forms regularly.

Please ensure you follow the process of bookmarking your personalised link *after* you have completed and submitted the form. You will only need to bookmark the link *once*.


Tap on the **personalised link** which is presented to you after you have submitted the form

This link will relaunch you into the same form now with a few of your details prefilled for next time.

Check if your phone is using **Safari**  or **Google Chrome**  as a browser and follow the instructions accordingly

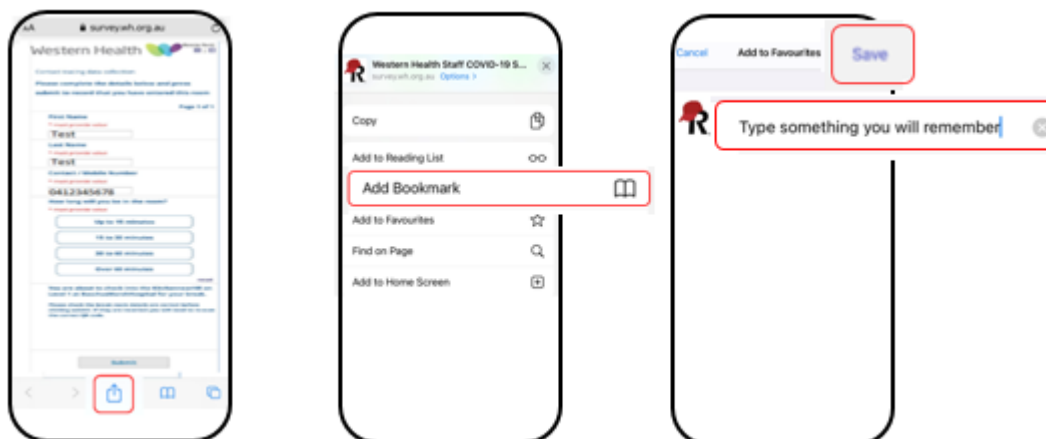
Safari

Bookmark

Tap the **Share**  icon from the bottom of your mobile screen


Tap the option **Add Bookmark**

You can **rename** and **save** the form link to something more meaningful



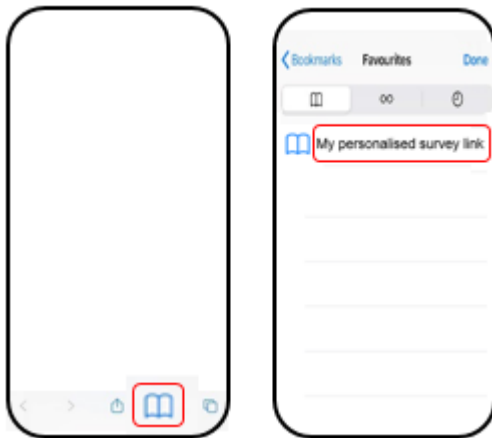
Safari

Find your bookmarked personalised form link

Tap the **Safari**  icon to launch this browser


Tap the **Bookmarks** icon from the bottom of your mobile screen

Tap your saved **personalised form link**



Google Chrome

Bookmark

Tap the **Share**  icon at the top of your mobile screen


Tap the option **Bookmark**

You can **rename** and **save** the form link to something more meaningful



Find your bookmarked personalised form link

Tap the **Google Chrome**  icon to launch this browser

Tap the **Options**  icon from the bottom of your mobile screen

Tap the option **Bookmarks**

Tap the folder **Mobile bookmarks**

Tap your saved **personalised form link**

