

PPE DONNING & DOFFING

PPE
RIGHT WAY
EVERY TIME

DONNING PPE (Before entering the patient room).

If you contaminate your hands touching non PPE items, ensure you perform additional hand hygiene.

STEP 1



HAND HYGIENE

- Remove jewellery – ensure bare below the elbows.
- Perform hand hygiene.

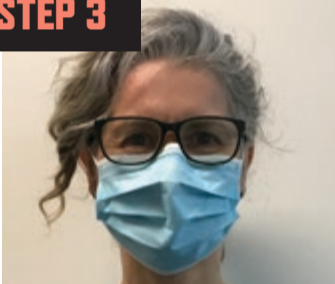
STEP 2



FITTING GOWN

- Put the gown on so that your front and arms are fully covered and gown opening is at the back.
- Fasten ties at the neck and at the back.

STEP 3



APPLY AND FIT MASK – SURGICAL MASK FOR DROPLET PRECAUTIONS

- Metal band fitted across bridge of nose and cheek bones.



P2/N95 FOR AIRBORNE PRECAUTION

- If P2/N95 required, perform fit check.

STEP 4



FITTING FULL FACE SHIELD (PREFERRED) OR SAFETY GOGGLES

- Position full face shield over face or safety goggles over eyes.
- Adjust if necessary.

STEP 5



HAND HYGIENE

- Perform hand hygiene.

STEP 6



FIT GLOVES OVER CUFF OF GOWN

- Fit gloves, ensure gloves cover cuffs.

Adapted from content provided by the Australian Government Guidance on the Use of PPE in hospitals during COVID19- Outbreak.

DOFFING PPE

Remove gown and gloves inside room or designated doffing area. Remove mask and eye protection in the corridor outside of rooms or outside of anteroom.


STEP 1

REMOVING AND DISPOSING OF GLOVES

- The outside of your gloves are contaminated - do not touch!
- Using a gloved hand, grasp the palm area of the other gloved hand and peel off the first glove.
- Hold removed glove in gloved hand.
- Slide fingers of ungloved hand under remaining glove at wrist and peel off second glove over first glove.
- Immediately dispose of gloves in clinical waste bin.
- Perform hand hygiene.

STEP 2

REMOVING AND DISPOSING OF GOWN



- With clean hands untie gown.
- Touching only the inside of the gown, pull from neck and shoulders, then arms, turning inside out as gown is removed.
- Roll gown into bundle and discard in clinical waste bin.
- Perform hand hygiene.

STEP 3


REMOVING AND CLEANING FULL FACE SHIELD OR SAFETY GOGGLES



- Remove eye protection by handling sides or back only.
- Clean with disinfectant wipes or soap and water.
- Perform hand hygiene.

STEP 4

REMOVING AND DISPOSING OF MASK



- Remove mask by leaning forward slightly and only handling at the ties or elastics, then discard in clinical waste bin.
- Perform hand hygiene.