



EMR Quick Reference Guide

COVID-19 Testing – EMR Specimen Collection Process


Orders are placed through the EMR 'COVID-19 Novel Coronavirus Testing' order set for patients that meet criteria or have reason to suspect COVID-19. Always refer to <https://coronavirus.wh.org.au/quick-reference-guides/> for the latest updates.



KEY POINTS TO NOTE:

- Always don the **appropriate PPE** according to guidelines before taking samples
- **Single bag** specimens into **red** bags and **hand deliver** to lab
- Do **NOT** send via pneumatic chute

Specimen Collection

1. Select  **Specimen Collection** from the Navigation Bar
2. The 'Collection Details' window will appear. Select *Unable to scan barcode?*
3. Pending orders will appear – Select the printer icon in the top right corner

Collection Details

WHS Test, Review F 31 years (5/12/1988) Location: F 2C
MRN: 20191205 FIN: 9991132
78 kg (as of 4 months ago)

Reschedule Not Collected

0 minute(s) ago

Novel Coronavirus (COVID-19) Serum For Storage	03-20-100-3001
Gold 8.5 mL - Don PPE, single bag, do not use chute.	9:46 AEST
Novel Coronavirus (COVID-19) NAD/PCR Sputum	03-20-100-3003
Yellow Pot 70 mL - Don PPE, single bag, do not use chute.	9:46 AEST
Novel Coronavirus (COVID-19) NAD/PCR Swab, Respiratory Virus NAD/PCR Swab	03-20-100-3002
Collect Nasopharyngeal and Oropharyngeal samples using a single Orange-top swab for both	
Swab Orange (Dry Flocked COVID-19) 1 mL - Don PPE, single bag, do not use chute.	9:45 AEST



3 collection(s) remaining

Sign Close

4. Select the orders you are collecting, select the correct printer, then press Print

Print Labels

Select labels to print.

<input checked="" type="checkbox"/> Select All	
<input checked="" type="checkbox"/> Novel Coronavirus (COVID-19) Serum For Storage	03-20-100-3001
<input checked="" type="checkbox"/>  Gold 8.5 mL	
<input checked="" type="checkbox"/> Novel Coronavirus (COVID-19) NAD/PCR Sputum	03-20-100-3003
<input checked="" type="checkbox"/> Yellow Pot 70 mL	
<input checked="" type="checkbox"/> Novel Coronavirus (COVID-19) NAD/PCR Swab, Respiratory Virus NAD/PCR Swab	03-20-100-3002
<input checked="" type="checkbox"/>  Swab Orange (Dry Flocked COVID-19) 1 mL	

Scan or select your printing device.

Printer Name	Description
wthtrspc03	WTN Theatre
wthtrspc04	WTN Theatre
wtupwwspc01	W 1 West Ward
zebratest1	zebratest1
zebra-wireless	Zebra wireless spec

Set as default label printer.

Print

Cancel

5. Print sticker labels

- If a Respiratory Virus PCR and a Novel Coronavirus (COVID-19) NAD/PCR Swab are ordered together, the system will print just 1 sticker to conserve swabs
- Dorevitch will run both tests on a single swab



6. Collect samples from patient using the appropriate PPE as per guidelines on <https://coronavirus.wh.org.au/quick-reference-guides/>

7. Affix labels to sample containers and place in red bag

8. Mark specimens as collected either by scanning the labels or as shown below

The screenshot shows a 'Collection Details' window for a patient named 'WHS Test, Review'. The patient's information includes MRN: 20191205, FIN: 9991132, and a weight of 78 kg. The window displays a list of three COVID-19 specimens. The first specimen, 'Novel Coronavirus (COVID-19) Serum For Storage', is highlighted. A context menu is open over this specimen, showing options: 'Collected', 'Not Collected', 'Reset', 'Collection Method', 'Add Comment', 'Modify Date/Time', 'Partial Collect', and 'Print'. The 'Collected' option is selected. The window also shows 'Reschedule' and 'Not Collected' buttons at the top, and 'Sign' and 'Close' buttons at the bottom.

Specimen Name	Quantity	Time	Status
Novel Coronavirus (COVID-19) Serum For Storage	Gold 8.5 mL - Don PPE, single bag, do not use chute.	9:46 AEST	Collected
Novel Coronavirus (COVID-19) NAD/PCR Sputum	Yellow Pot 70 mL - Don PPE, single bag, do not use chute.	9:46 AEST	Not Collected
Novel Coronavirus (COVID-19) NAD/PCR Swab, Respiratory Virus NAD/PCR Swab	Swab Orange (Dry Flocked COVID-19) 1 mL - Don PPE, single bag, do not use chute.	9:45 AEST	Not Collected

9. Hand deliver samples to the lab